



Communications Architecture  
Options

March 1, 2016

**Table of Contents**

ALICE Communication Architecture Overview ..... 3

ALICE Cloud Communications and Cloud Content Administration..... 4

ALICE Cloud Communications and Local Content Administration..... 5

ALICE Local Communications and Cloud Content Administration..... 6

ALICE Local Communications and Local Content Administration..... 7

# ALICE Communication Architecture Overview

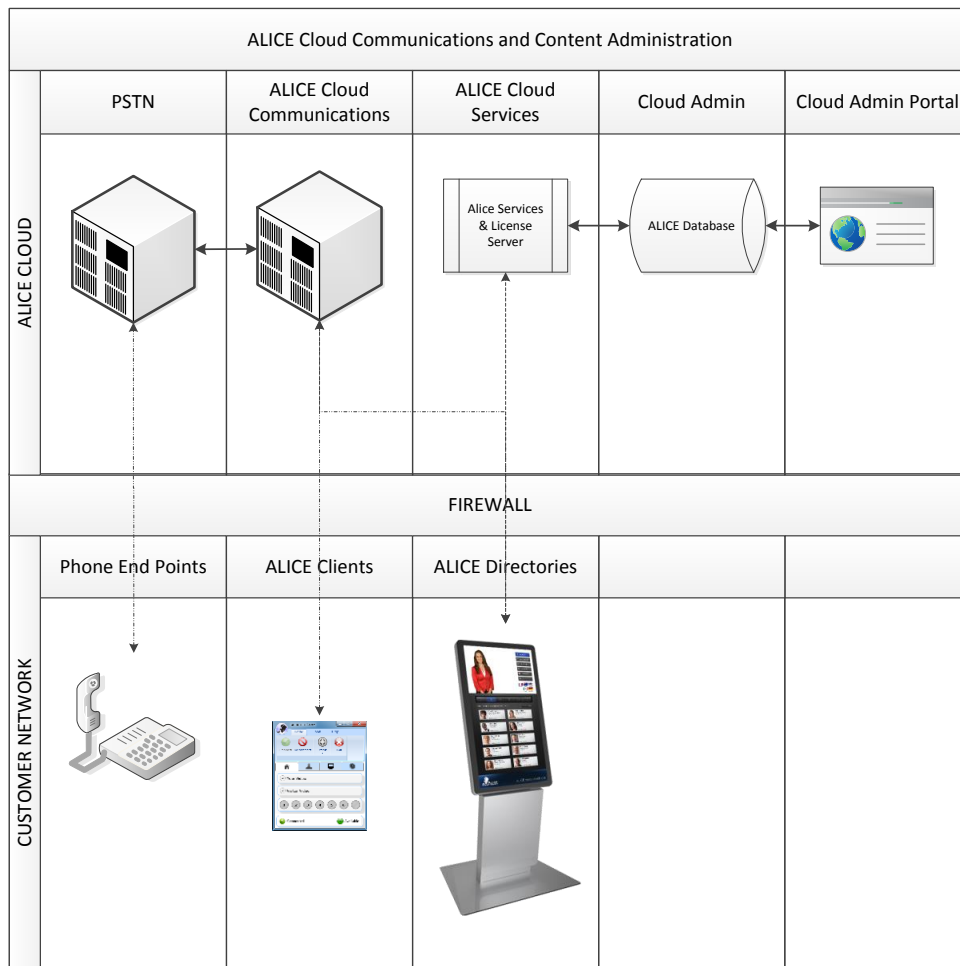
The ALICE Receptionist system can be configured a variety of ways to meet just about any organization's needs. These configurations give customers the option to utilize the ALICE Cloud infrastructure or to utilize internal communication servers and local content administration. This document will provide a brief overview of each available configuration.

# ALICE Cloud Communications and Cloud Content Administration

The simplest configuration for the ALICE Receptionist system use the ALICE Cloud for both communication and content Administration. This means, calls (video and Audio) made by the ALICE Receptionist system to users will be routed through the ALICE Cloud communication servers. Calls to external numbers such as DID phone number or mobile phones will be routed from the ALICE Cloud communications server to the public PSTN. Doing so allows the ALICE Directory to call virtually any phone number.

Required Firewall Access Rules (See **ALICE Network Access Guide** for Firewall rule specifications):

- Port 80: Alice Services
- Port 5060: Alice Communications
- Port 443: Alice License Server

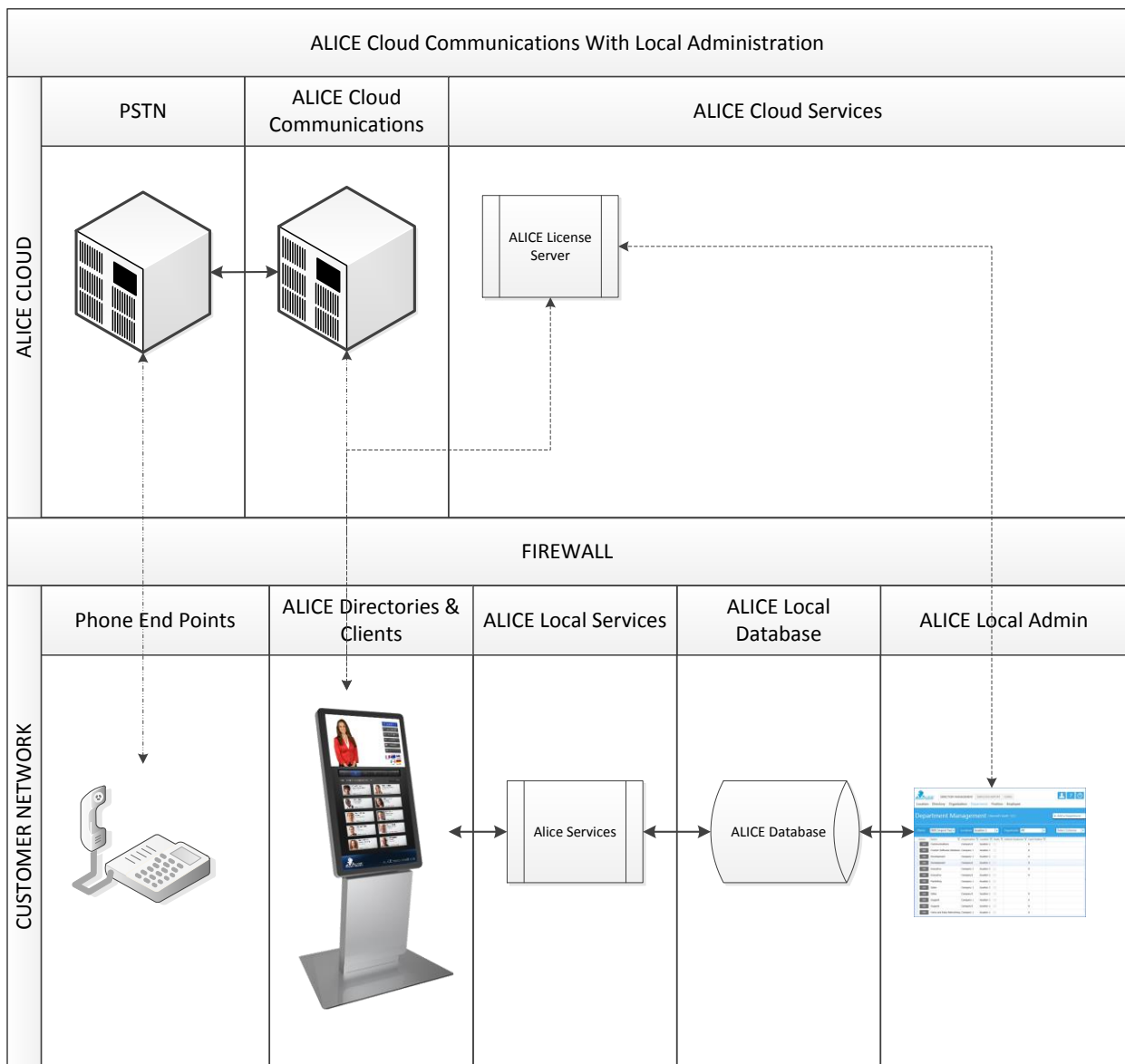


# ALICE Cloud Communications and Local Content Administration

This configuration allows customers to use the ALICE Cloud Communications servers while also storing and administrating their users and content on their local network.

Required Firewall Access Rules (See **ALICE Network Access Guide** for Firewall rule specifications):

- Port 5060: Alice Communications
- Port 80 & 443: Alice License Server

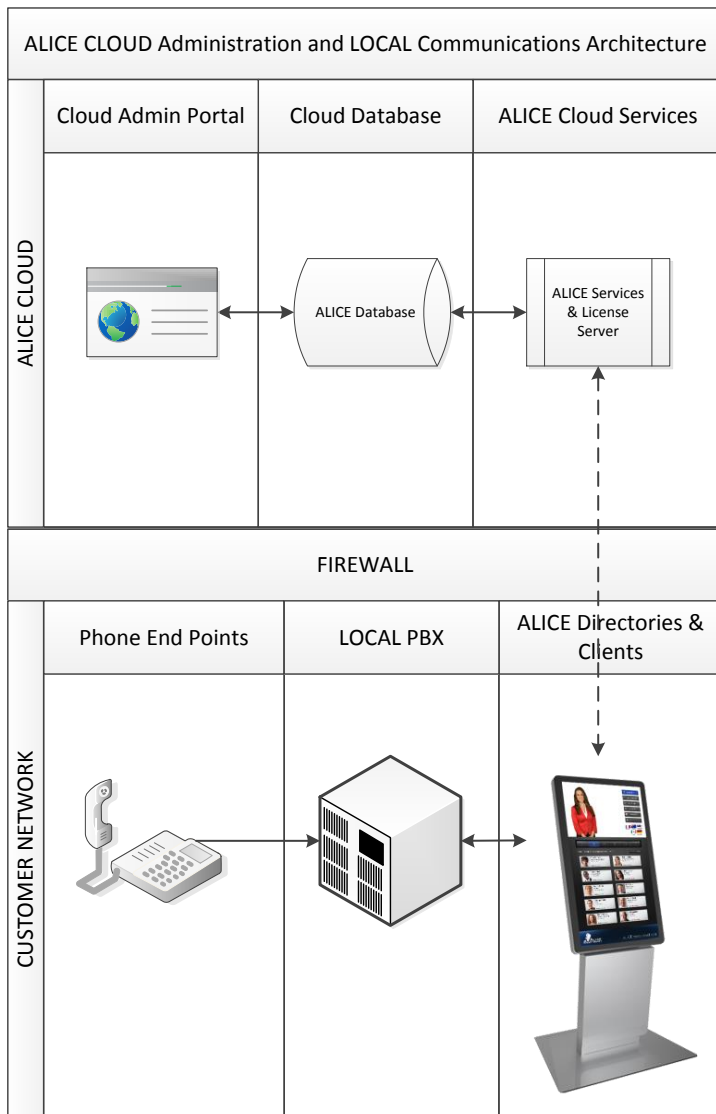


# ALICE Local Communications and Cloud Content Administration

This configuration allows customers to connect ALICE applications (Directory and Clients) to their existing VoIP SIP Communications servers while administrating their users and content on the ALICE Cloud Portal.

Required Firewall Access Rules (See **ALICE Network Access Guide** for Firewall rule specifications):

- Port 80: Alice Cloud Services
- Port 443: Alice License Server



# ALICE Local Communications and Local Content Administration

This configuration allows customers to connect ALICE applications (Directory and Clients) to their existing VoIP SIP Communications servers and storing and administrating their users and content on their local network. The only connection to the internet necessary for ALICE is for License Validation.

Required Firewall Access Rules (See **ALICE Network Access Guide** for Firewall rule specifications):

- Port 80 & 443: Alice License Server

